

# RESMED

Wake up to Life



...with ResMed's **new**  
sleep therapy system

**S9**™ Series  
More. Comfort.

[www.s9morecomfort.com](http://www.s9morecomfort.com)

## A beautiful addition to your lifestyle

ResMed's new sleep therapy system is proof that superb functionality and contemporary design can co-exist beautifully.

This elegant design package provides technological advances that simply deliver more performance and more comfort to your sleep therapy.

Its good looks will complement your bedroom décor. Its exciting array of features is the product of ResMed's global research into your wants and needs.

This understanding has led to a brilliant new sleep therapy system that will help you wake up to life, day after day.



**S9™** Series  
More. Comfort.





## Colour LCD display puts you in command

You're in command from the outset with simple, logical, easy-to-manage controls. A unique colour LCD screen displays all menus and treatment options.

The intuitive layout makes every adjustment simple and more natural.

An easy-to-view Sleep Quality Indicator tracks your treatment and really helps you engage with your sleep therapy.

That's more for you, at the touch of a button.



## Climate Control lifts comfort to a new level

This clever new sleep therapy system features an innovation that is exclusive to ResMed.

Climate Control provides the precise temperature and humidification your sleep therapy requires for optimum comfort\*.

A clever sensor monitors air close to the mask. As conditions change, Climate Control automatically adjusts, maintaining your absolute comfort.

Simply select your preferred temperature – Climate Control does the rest. The heated ClimateLine™ tube helps eliminate 'rainout'. It's another way ResMed gives you more.



*\* Sleep therapy can create the need for added humidification as air pressure may overwhelm the airway's natural mechanism for warming and moistening the air. ResMed's Climate Control is the most sophisticated technological solution available.*





## Our new tubes are smaller, slimmer, sleeker

They're more convenient, comfortable and user-friendly. ResMed's exclusive new tubes are 40% lighter and 14% thinner than conventional tubes.

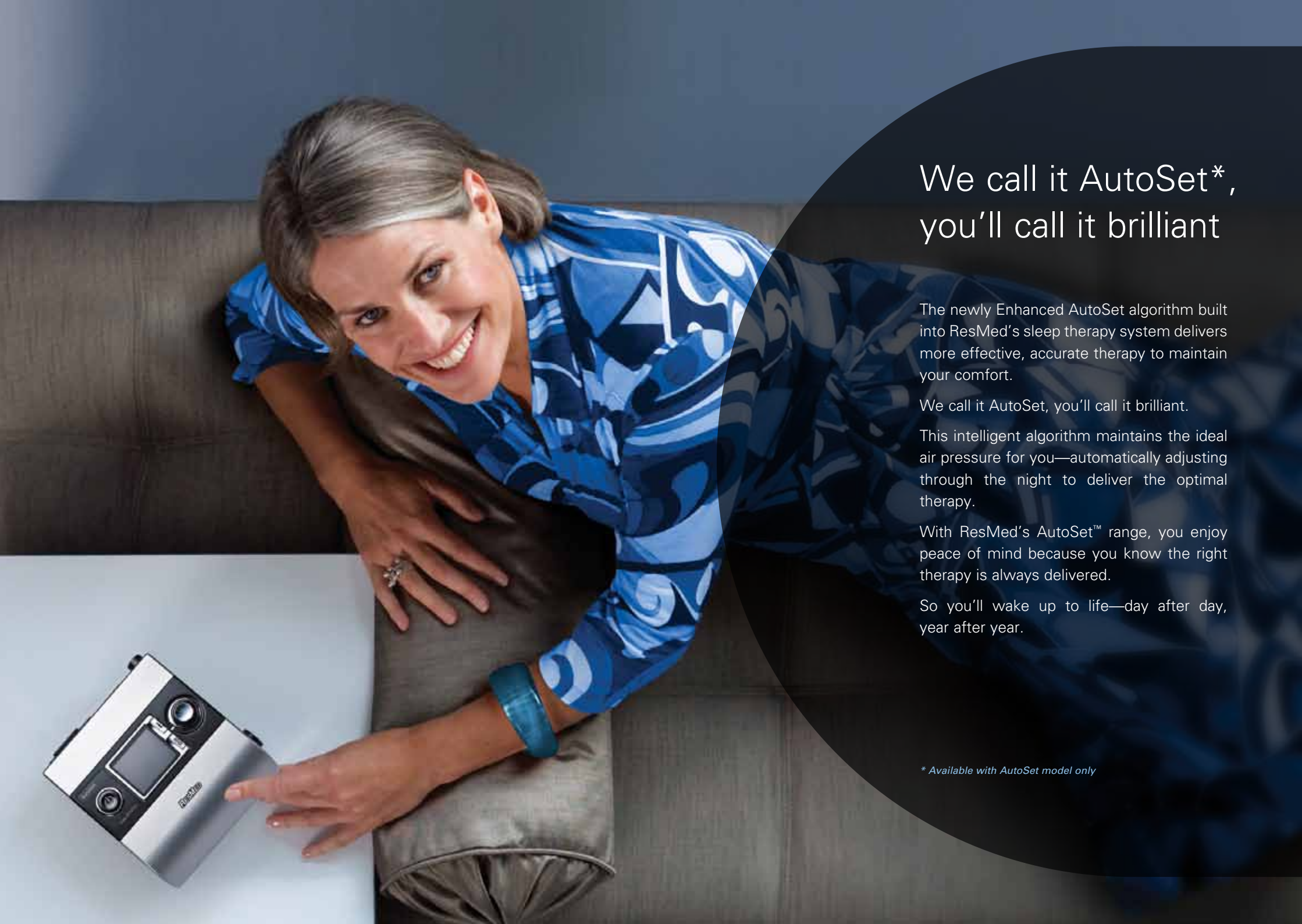
They're the easiest-to-use tubes available, giving you more freedom of movement, and greater sleeping comfort.

Why hasn't somebody thought of this before? They haven't had the performance of ResMed's Easy-Breathe motor to make it all possible.

Less volume and more flexibility means these clever new tubes are also very travel friendly.

In SlimLine™ or heated ClimateLine, ResMed's exclusive new tubes simply give you more.





## We call it AutoSet\*, you'll call it brilliant

The newly Enhanced AutoSet algorithm built into ResMed's sleep therapy system delivers more effective, accurate therapy to maintain your comfort.

We call it AutoSet, you'll call it brilliant.

This intelligent algorithm maintains the ideal air pressure for you—automatically adjusting through the night to deliver the optimal therapy.

With ResMed's AutoSet™ range, you enjoy peace of mind because you know the right therapy is always delivered.

So you'll wake up to life—day after day,  
year after year.

\* Available with AutoSet model only

# CSA detection: improved therapy

Featuring Central Sleep Apnea (CSA) detection\*, ResMed's S9 Series can differentiate between obstructive apneas (where the airway is blocked) and central apneas (airway is open but there is no airflow)\*\* and respond appropriately.

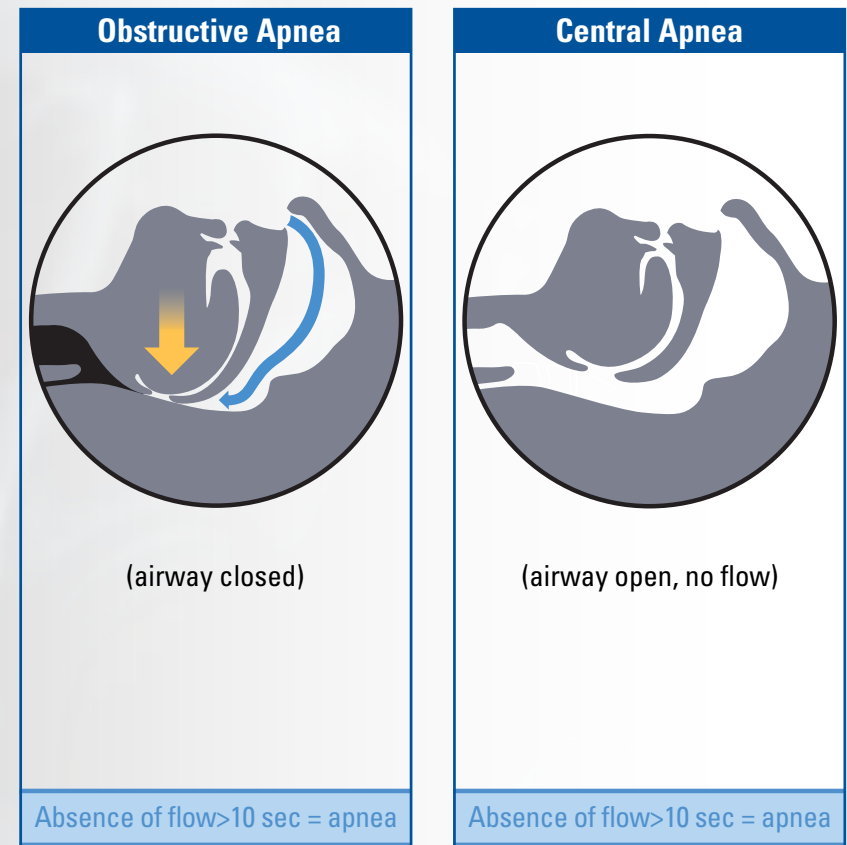
While the S9 treats obstructive apneas, if the apnea is classed as central, your device intentionally does not increase pressure. However, it does not go unflagged. The central apnea is noted and included in your AHI for follow-up with your clinician to monitor your ongoing treatment.



\* Available with AutoSet and Elite models only

\*\* For more information on the types, causes and treatment of apneas, ask your clinician or visit [www.resmed.com](http://www.resmed.com)

## S9 Series: making the important distinction between obstructive and central apneas



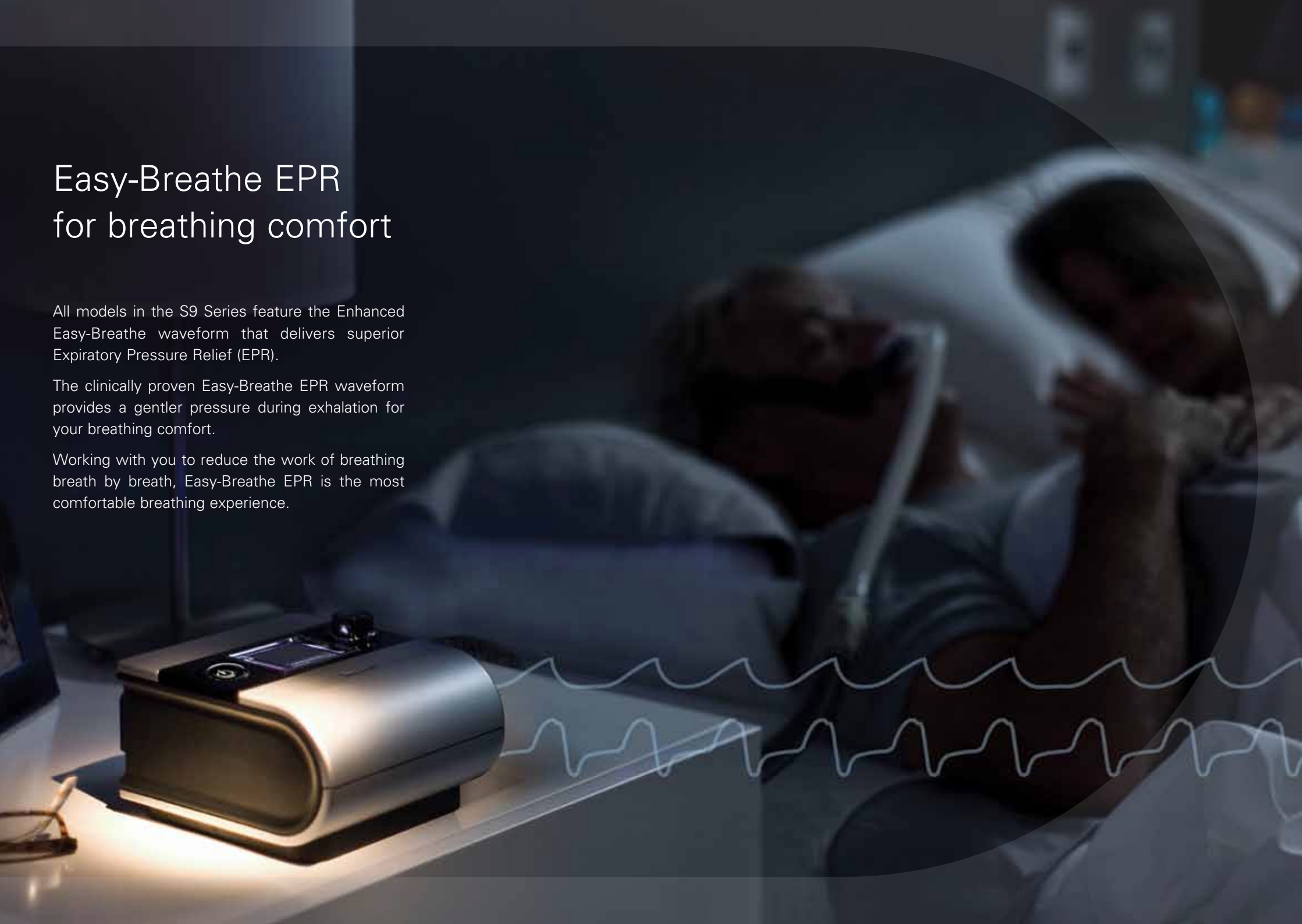


## Easy-Breathe EPR for breathing comfort

All models in the S9 Series feature the Enhanced Easy-Breathe waveform that delivers superior Expiratory Pressure Relief (EPR).

The clinically proven Easy-Breathe EPR waveform provides a gentler pressure during exhalation for your breathing comfort.

Working with you to reduce the work of breathing breath by breath, Easy-Breathe EPR is the most comfortable breathing experience.





## Shh! It's our brand new motor

At the heart of the system is our enhanced Easy-Breathe motor. The new enhanced Easy-Breathe motor is uniquely designed to achieve better synchrony between you and your machine. While the Easy-Breathe motor delivers more performance, it keeps very quiet about it.

In fact it's so quiet, it can barely be heard!

ResMed has long led the way in delivering the quietest therapy.

Our motor employs special new technology to create the most peaceful environment ever – for you and your bed-partner.

It's not only peaceful in the bedroom, it's also silent through the mask, helping you feel more comfortable as you breathe. After all, quietness and comfort do go hand in hand.



## Specifications



	S9 AUTOSSET	S9 ELITE	S9 ESCAPE
<b>MODES</b>			
CPAP	•	•	•
AutoSet	•		
<b>CORE HARDWARE FEATURES</b>			
Dimensions (L x W x H)	153 mm x 140 mm x 86 mm		
Weight	810 g	810 g	810 g
Sound levels	24 dbA*	24 dbA*	24 dbA*
Pressure range (4-20 cm H <sub>2</sub> O)	•	•	•
EPR (OFF-3cm)	•	•	•
Ramp OFF-45mins	• <b>NEW</b>	•	•
Automatic altitude adjustment	•	•	•
Automatic leakage compensation	•	•	•
International AC input (110-240V)	•	•	•
DC input	•	•	•
Carry bag	•	•	•
Operating temperature	+5°C to +35°C	+5°C to +35°C	+5°C to +35°C
90W power supply unit	Input range 100–240V, 50–60Hz; 110V, 400Hz nominal for aircraft use; 70W (80VA) typical power consumption; 110W (120VA) maximum power consumption		
30W power supply unit (for use without humidification)	Input range: 100–240V; 50–60Hz; 110V, 400Hz nominal for aircraft use; 20W (30VA) (typical power consumption); 36W (75VA) (maximum power consumption)		
Housing construction	Flame retardant engineering thermoplastic		
Air filter	Standard: Polyester non-woven fiber Hypoallergenic: Acrylic and polypropylene fibers in a polypropylene carrier		
Classification	Class II (double insulation), Type BF		
<b>TUBING</b>			
SlimLine tube <b>NEW</b> Flexible plastic, 1.8 m length, 15 mm inner diameter	•	•	•
ClimateLine heated tube <b>NEW</b> Flexible plastic and electrical components, 2 m length, 15 mm inner diameter	Optional	Optional	Optional
Standard tubing	Optional	Optional	Optional

	S9 AUTOSSET	S9 ELITE	S9 ESCAPE
<b>DATA</b>			
Mask Fit	•	•	
SmartStart	•	•	
Sleep Quality Indicator <b>NEW</b>	•	•	• Usage only
Recurring reminders	•	•	•
Compliance logging/mask on time:	•	•	
- AHI	•	•	
- Pressure	•	•	•
- Leak	•	•	
- Central Apnea Index (CAI) <b>NEW</b>	•	•	
High-resolution flow (25Hz)	• (7 sessions, via SD card)	• (7 sessions, via SD card)	
Summary data	• (365 sessions)	• (365 sessions)	
Detailed data	• (30 sessions)	• (30 sessions)	
<b>DATA OPTIONS</b>			
SD card <b>NEW</b>	•	•	•
S9 Oximeter adapter	•	•	
<b>SOFTWARE COMPATIBILITY</b>			
ResScan 3.11	•	•	•
<b>HUMIDIFICATION</b>			
Integration with heated humidifier	H5i	H5i	H5i
Climate Control <b>NEW</b>	Optional with heated tube	Optional with heated tube	Optional with heated tube

\* Devices tested at 10 cm H<sub>2</sub>O to ISO17510-1:2002 (German Method)

**Manufacturer:** ResMed Ltd 1 Elizabeth Macarthur Drive Bella Vista NSW 2153 Australia. **Distributed by:** ResMed Corp 9001 Spectrum Center Boulevard, San Diego CA 92123 USA. ResMed (UK) Ltd 96 Milton Park Abingdon Oxfordshire OX14 4RY UK. See [www.resmed.com](http://www.resmed.com) for other ResMed locations worldwide. AutoSet, ClimateLine, ResScan, S9, S9 Escape and SlimLine are trademarks of ResMed Ltd and AutoSet is registered in U.S. Patent and Trademark Office. Specifications may change without notice. © 2010 ResMed Ltd. 1013674/3 2010-09

**S9™** Series  
More. Comfort.



**RESMED**

## More. Comfort.

Two words encapsulate the advantages of this brilliant sleep therapy system – more, comfort.

More aesthetic appeal, more ease of use with its intuitive controls and more performance through clever innovations.

The sheer comfort of Climate Control, its whisper-quiet performance and of course, the added reassurance of ResMed's renowned Easy-Breathe technology.

More. Comfort.

It's yours from ResMed.

[www.s9morecomfort.com](http://www.s9morecomfort.com)

**S9**<sup>™</sup> | Series  
| More. Comfort.